



ENERGY RECOVERY UNIT

HERU® 50 LP EC



- Side connections.
- Designed for supply and exhaust air ventilation with energy recovery (FTX).
- Suitable for installation in homes, offices and other premises where there are high demands on the indoor environment.
- High temperature efficiency 82%, low energy consumption (SFP), low sound level, high operating reliability and provides clean indoor air.
- Unique design minimizes all thermal bridges.
- For easy handling, the unit is remote-controlled using the wireless control unit for operation and monitoring.
- Comes prepared for Modbus communication via RS485.
- Airflow is generated by two silent radial fans with EC motors. The fans are connected with quick connectors and are very easy to remove for cleaning.

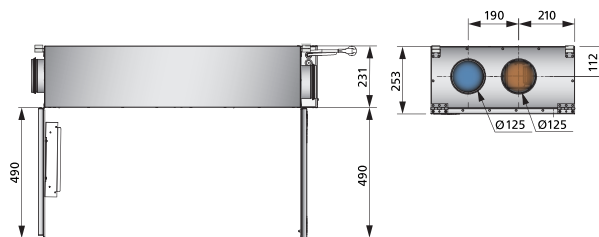
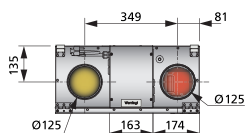
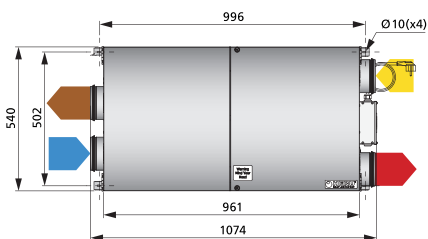
- A regenerative, non-hygroscopic, aluminium rotating heat exchanger located in the centre of the unit. The heat exchanger can also be removed for cleaning.
- Comes with F7 compact filter as standard, for both extract and supply air. The filter is very easy to change.
- Integrated controls for heating/cooling.
- Available with or without integrated electric heater.
- The unit is constructed of double-layer galvanized steel sheet with insulation in between.
- For placement in warm areas. Ideal for mounting in small spaces such as the ceiling.
- Available in right-hand design as standard.

ACCESSORIES

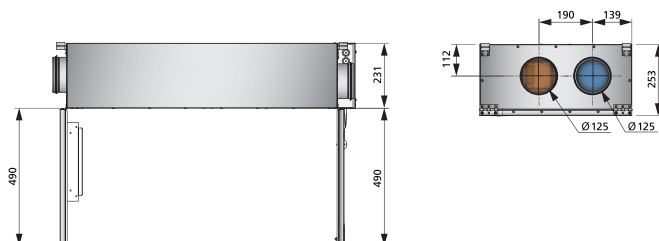
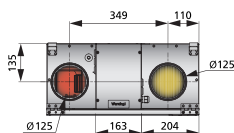
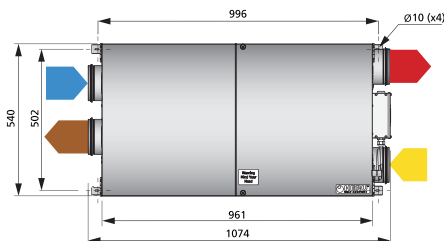
- Humidity sensor RH/CO₂
- Freeze protection sensor, Pressure sensor
- Duct sensor, Room sensor
- Remote control for Modbus
- Control board
- Damper motor with pull back spring
- Relay pump controls
- Outside wall hood
- Silencer
- Filter Kit

DIMENSIONS (mm)

RIGHT-HAND DESIGN



LEFT-HAND DESIGN



CONNECTIONS

- Supply air
- Extract air
- Exhaust air
- Fresh air

Type	Part no.
HERU 50 LP EC AR	8010744
HERU 50 LP EC AL	8010745
HERU 50 LP EC CR	8010746
HERU 50 LP EC CL	8010747

Low profile


Capacity

EC = Fans with low-energy motors

HERU® 50 LP EC AR

A = Integrated electric heater
C = Without electric heater

R = Right-hand design
L = Left-hand design



ENERGY RECOVERY UNIT

HERU® 50 LP EC

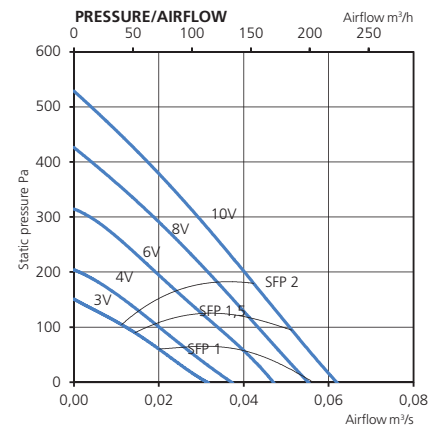
TECHNICAL DATA

HERU® 50 LP EC	A	C
Voltage	230	230 V
Frequency	50	50 Hz
Phase	1	1 ~
Current, 2 fans	1,02	1,02 A
Current, electric heater	3,91	- A
Total current	5,0	1,12 A
Power, 2 fans	115	115 W
Power, electric heater	900	- W
Total power	1040	142 W
Speed	3400	3400 rpm
Enclosure class	41	41 IP
Sound pressure level, 3 m	41	41 dB LpA
Weight	46	45 kg
Wiring diagram	4040200	4040200

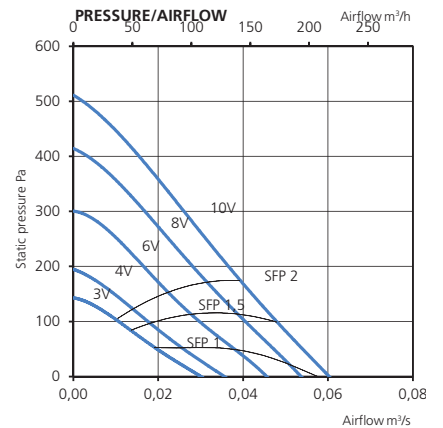
SOUND DATA

L _{wa} dB (A)	Total	63 Hz	125 Hz	250 Hz	500 Hz	1k Hz	2k Hz	4k Hz	8k Hz
10 V / 40 l/s									
Surrounding	48	37	44	45	34	30	28	28	28
Supply air	71	59	61	64	64	65	63	58	56
Extract air	70	58	59	63	64	63	61	57	54
8 V / 37 l/s									
Surrounding	46	35	42	43	35	28	26	27	28
Supply air	69	58	59	61	62	63	60	56	52
Extract air	68	56	57	61	62	61	58	54	50
6 V / 31 l/s									
Surrounding	44	33	41	40	32	27	24	26	28
Supply air	66	55	55	59	59	60	56	51	46
Extract air	65	54	55	59	59	58	55	50	45
4 V / 23 l/s									
Surrounding	42	29	39	36	26	25	22	26	28
Supply air	62	53	52	55	55	56	51	46	38
Extract air	61	54	51	55	54	54	50	44	36
2 V / 20 l/s									
Surrounding	41	27	39	34	24	25	22	26	28
Supply air	59	51	49	52	52	53	47	42	32
Extract air	58	51	49	52	51	51	46	40	30

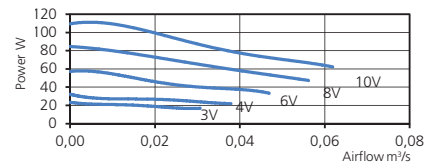
SUPPLY:



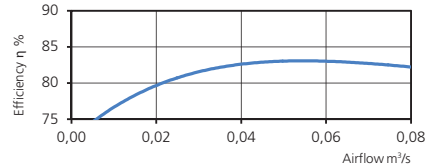
EXTRACT:



TOTAL POWER/AIRFLOW



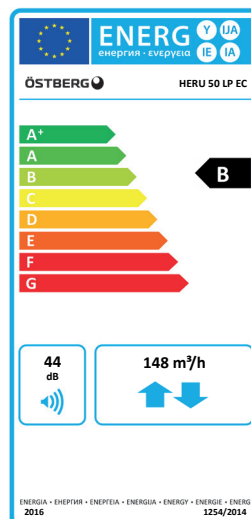
TEMPERATURE EFFICIENCY



CONTROL VOLTAGE

1	2	3	4	5
2V	4V	6V	8V	10V

Pressure/airflow diagrams apply for both supply and extract air. Power and SFP apply for both of the fans together.



ENERGY RECOVERY UNIT

HERU® 90 LP EC



- Side connections.
- Designed for supply and exhaust air ventilation with energy recovery (FTX).
- Suitable for installation in homes, offices and other premises where there are high demands on the indoor environment.
- High temperature efficiency 82%, low energy consumption (SFP), low sound level, high operating reliability and provides clean indoor air.
- Unique design minimizes all thermal bridges.
- For easy handling, the unit is remote-controlled using the wireless control unit for operation and monitoring.
- Comes prepared for Modbus communication via RS485.
- Airflow is generated by two silent radial fans with EC motors. The fans are connected with quick connectors and are very easy to remove for cleaning.

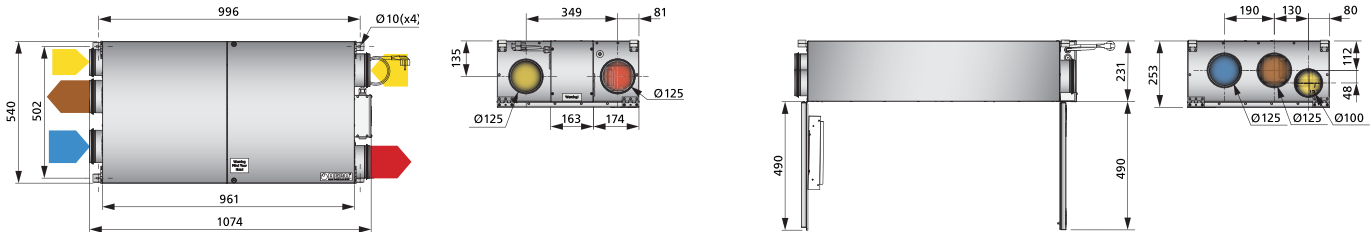
- A regenerative, non-hygroscopic, aluminium rotating heat exchanger located in the centre of the unit. The heat exchanger can also be removed for cleaning.
- Comes with F7 compact filter as standard, for both extract and supply air. The filter is very easy to change.
- Integrated controls for heating/cooling.
- Available with or without integrated electric heater.
- The unit is constructed of double-layer galvanized steel sheet with insulation in between.
- For placement in warm areas. Ideal for mounting in small spaces such in the ceiling.
- Available in right-hand design as standard.

ACCESSORIES

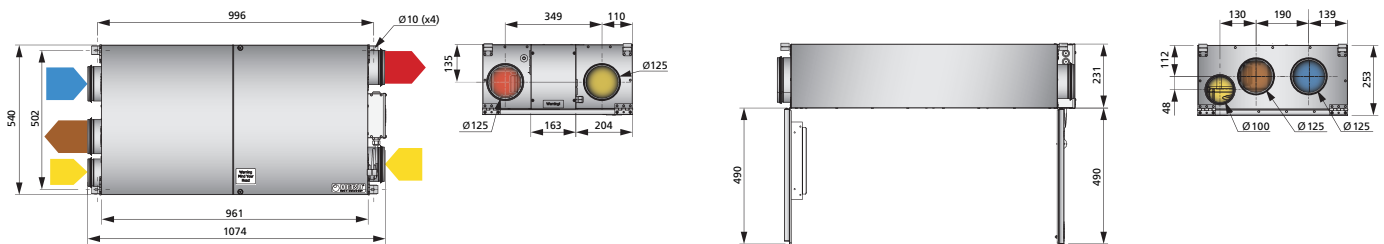
- Humidity sensor RH/CO₂
- Freeze protection sensor, Pressure sensor
- Duct sensor, Room sensor
- Remote control for Modbus
- Control board
- Damper motor with pull back spring
- Relay pump controls
- Outside wall hood
- Silencer
- Filter Kit

DIMENSIONS (mm)

RIGHT-HAND DESIGN



LEFT-HAND DESIGN



CONNECTIONS

- Supply air
- Extract air
- Exhaust air
- Fresh air

Type	Part no.
HERU 90 LP EC ARC	8010736
HERU 90 LP EC ALC	8010737
HERU 90 LP EC AR	8010738
HERU 90 LP EC AL	8010739
HERU 90 LP EC CR	8010740
HERU 90 LP EC CL	8010741

Low profile


Capacity

EC = Fans with low-energy motors

HERU® 90 LP EC AR

A = Integrated electric heater
C = Without electric heater

R = Right-hand design
L = Left-hand design



ENERGY RECOVERY UNIT

HERU® 90 LP EC

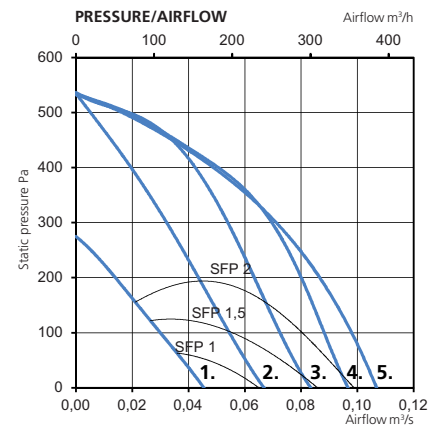
TECHNICAL DATA

HERU® 90 LP EC	A	C
Voltage	230	230 V
Frequency	50	50 Hz
Phase	1	1 ~
Current, 2 fans	1,89	1,89 A
Current, electric heater	3,91	- A
Total current	5,90	1,99 A
Power, 2 fans	242	242 W
Power, electric heater	900	- W
Total power	1170	269 W
Speed	2710	2710 rpm
Enclosure class	41	41 IP
Sound pressure level, 3 m	46	46 dB LpA
Weight	46	45 kg
Wiring diagram	4040200	4040200

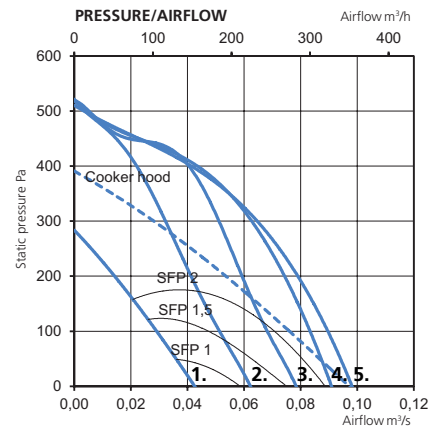
SOUND DATA

L _{wa} dB (A)	Total	63 Hz	125 Hz	250 Hz	500 Hz	1k Hz	2k Hz	4k Hz	8k Hz
10 V / 84 l/s									
Surrounding	53	33	47	51	44	36	35	33	31
Supply air	77	64	63	68	70	70	72	67	67
Extract air	61	51	58	56	47	45	43	33	23
8 V / 79 l/s									
Surrounding	52	32	44	50	43	35	34	32	30
Supply air	76	60	62	66	68	68	70	65	65
Extract air	60	50	57	55	46	45	41	32	22
6 V / 68 l/s									
Surrounding	50	30	42	48	39	33	31	30	29
Supply air	73	58	59	63	65	66	66	62	61
Extract air	57	47	53	53	45	42	37	30	17
4 V / 54 l/s									
Surrounding	45	25	38	43	35	31	27	27	28
Supply air	68	55	56	60	61	63	60	57	54
Extract air	53	41	50	49	40	38	32	25	11
2 V / 38 l/s									
Surrounding	40	19	31	38	29	26	23	26	28
Supply air	62	52	51	54	54	57	52	48	41
Extract air	47	35	43	43	35	32	25	18	4

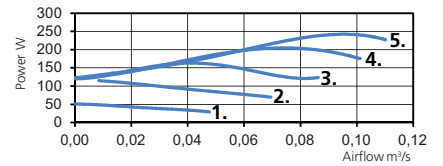
SUPPLY:



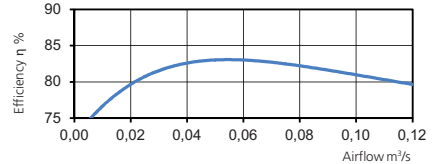
EXTRACT:



TOTAL POWER/AIRFLOW



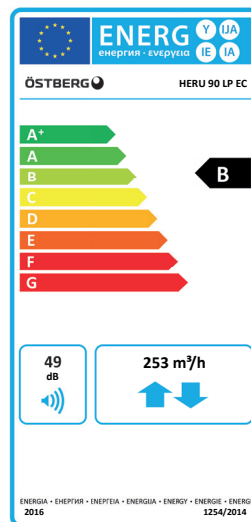
TEMPERATURE EFFICIENCY



CONTROL VOLTAGE

1	2	3	4	5
2V	4V	6V	8V	10V

Pressure/airflow diagrams apply for both supply and extract air. Power and SFP apply for both of the fans together.





ENERGY EFFICIENT VENTILATION!

Meet our HERU® LP, low profile energy recovery unit. With only 230 mm in height it takes a minimum of space and is suitable for installation in the ceiling.

Our range of air handling units with energy recovery includes products for all kinds of homes, schools, offices and indoor pool areas. A healthy indoor environment with maximum comfort and minimum energy consumption is achieved by controlled ventilation with energy recovery.

HERU® supplies the building with fresh (warm or cool), filtered and clean air. HERU® recovers 86% of the used indoor heat (alternatively cooled air) from the exhaust airstream. Through its award-winning design units meet the requirements of high efficiency, low power consumption, quiet operation and high reliability.

Quality has always been an essential part of H. Östberg AB. The company is certified according to the quality and the environment standards ISO 9001 and ISO 14001. These high demands guarantee an efficient and rational production of high standard products.

All our units are tested before delivery, which gives us a 100% control of the production.

The quality of air directly affects the way we feel, not only physically but also spiritually. Therefore use Östberg quality products in order to achieve a healthy indoor climate with energy efficient ventilation.



H. ÖSTBERG AB

Box 54, SE-774 22 Avesta, Sweden

Phone: +46 226 860 00

Fax: +46 226 860 05

E-mail: info@ostberg.com

www.ostberg.com